

# Preparation and packaging rules for InPost parcels

Applies to all parcels sent as part of postal and transport services provided by InPost sp. z o.o.

Applicable from April 1, 2021



## Table of Contents



<b>1. Address labels</b>	<b>p. 2</b>
<b>2. Packing parcels</b>	<b>p. 6</b>
<b>3. Assortment</b>	<b>p. 10</b>
<b>4. Additional services &amp; fees</b>	<b>p. 16</b>
<b>5. Consequences of wrong packaging</b>	<b>p. 16</b>

# 1. Address labels



**A correctly completed and attached address label is a key element in the process of handling your parcel.**

**It allows for efficient collection, registration, sorting and delivery. It is also an element denoting the parcel, which in the unlikely event of any problems of handling will allow it to be identified.**

- Place the label on the upper surface of the packaging. Avoid sticking it on the connection (closing) of the packaging.
- In the case of plastic bags, make sure that the label is stuck on an even surface and that its fragments do not stick together. Do not place labels on corners or folds in packages.
- Check the label print quality. Make sure that the label is not damaged and that parts of it are not cut during printing. Print quality is particularly important for barcodes.
- Do not use glossy paper for printing labels.
- If you use wallets glued on the box - do not use wallets (pockets) with prints that may cover the bar code or address data.
- Remove all old address details, labels and stickers, especially if the cardboard was used previously.
- In the case of a tube, stick the label in parallel along the long axis of the tube.
- When using custom IT solutions, what is crucial for parcel processing is current directional information on the label - the correct code of the delivery branch and courier route.

In the InPost Package Manager application, you can purchase packaging and consumables that meet all the requirements of the InPost operating process.

Plastic Bags



Boxes



Envelopes



Labels



Document wallets



### Examples of incorrect label placement





## **Sending parcels without labels - directly at Paczkomat parcel machine:**

1. Choose the size of the package, enter your and recipient's phone numbers, indicate the target parcel machine.
2. Follow the instructions on the screen.
3. Insert the properly prepared and packaged package into the locker and make sure that the locker is securely closed.
4. Receive an email/text confirmation.
5. Make sure the process is completed.



## **Sending parcels without labels - Quick returns product support:**

1. Go to [www.szybkiewroty.pl](http://www.szybkiewroty.pl). Select the store where you bought the goods to be returned from the drop-down list.
2. Provide your order details - complete the return form. Don't forget your order number!
3. Wait for confirmation - we will send you an e-mail and text message confirming the return.
4. If you send back the goods in the original packaging, be sure to remove the original address label.
5. Go to Paczkomat parcel locker - select "I want to send a parcel" and then "Enter code" on its screen.
6. Use the 10-digit return code we sent you after accepting the return request.
7. Choose the correct size of the locker - remember that the size A locker is 8 x 38 x 64 cm, B: 19 x 38 x 64 cm, and C: 41 x 38 x 64 cm.
8. Insert the correctly prepared and packaged package into the box - the box in the selected size will open automatically. Insert the package and close the door.
9. Make sure the process is completed.




## Package dimensions for individual products and services

### InPost Paczkomaty InPost Kurier - for Retail customers




#### Size A

Max 80 x 380 x 640 mm  
minimum height: 1 mm




#### Size B

Max 190 x 380 x 640 mm  
minimum height: 81 mm



#### Size C

Max 410 x 380 x 640 mm  
minimum height: 191 mm



#### Size D

Max 500 x 500 x 800 mm

Only for InPost Kurier.  
Posting at PSP (Parcel Service Point) or  
through the Courier.

### InPost Kurier - for business customers



#### Standard parcel

1+2+3 = max 220 cm



#### Long parcel

Length from 201 to 350 cm



#### Custom parcel

A parcel where one of the dimensions exceeds 120 cm or the sum of dimensions (length + width + height) exceeds 220 cm. Non-standard parcels are also those, which are: round, cylindrical or oval elements these with irregular shapes and/or with protruding elements

## 2. Packing parcels



### Select the right box

The packaging should be selected according to the characteristics of the product that will be transported in it. The box should be of adequate hardness and free of mechanical damage. Depending on the sensitivity of the goods to damage and their weight, the appropriate thickness of the packaging should be selected – for example, for packages weighing over 5 kg, use at least 2-ply cardboard box (with a density of 600 g/m<sup>2</sup>), for packages over 20 kg use 3-ply cardboard (with a density of over 750 g/m<sup>2</sup>).

#### ■ How to check packaging quality?

Press the top, side and edge of the packaging – if the box deforms or is damaged, it means the outer packaging is not suitable.

### Fill the packaging

Apply material to fill the empty space inside the box. The task of filling is to cushion external factors acting on the parcel and not transfer them to the product. Correct filling of the packaging prevents its damage due to crushing.

#### ■ How to check the quality of the filling?

Squeeze the top and side of the packaging – if the box crumples, it means it is not filled or the filling is insufficient.

### Block products inside

The immobilization of the product is intended to prevent the contents from moving inside the packaging. A moving product may damage itself (e.g. against another product, packaging) or break the packaging and damage another shipment.

#### ■ How to check the quality of immobilization?

Pick up and shake the packaging - if the contents are moving inside the packaging, it means that the contents are not properly immobilized.

### Separate products inside

Separating products eliminates the possibility of mutual damage to products or damage to packaging. Use this method of packaging when sending multiple unit packages.

#### ■ How to check if the packaging is correct?

Pick up and shake the package – if noises are coming from inside the package (knocking, beeps), it means that the products are not separated.





### Secure the product

In transport conditions it is not possible to ensure a stable position of the package, therefore all sides of the contents inside the package must be evenly secured and have a relatively stable position. It should be remembered that in the handling and transport process, the shipment can be stacked in different ways – on each side.

#### ■ How to check product security?

Squeeze the top and two sides of the packaging – if you can touch the product through the packaging, it means that it is not secured on all sides and has contact with the packaging.



### Close and seal

Properly closed and sealed packaging does not allow spontaneous opening of the package and loss of content. The method of correct closing and wrapping the parcel - double 'H' seal. Use a tape with a minimum width of 48 mm.

#### ■ How to check the correctness of closing and sealing?

Squeeze the top and lower parts of the packaging at the place where they are glued with adhesive tape - if the adhesive tape peels off box, thus allowing access to the content, it means that the shipment is not properly closed and sealed.



### InPost packaging - envelope

The content of the cardboard envelope cannot exceed 1 kg. It can be used to transport documents, floppy disks, CDs and other flat objects, provided they are secured inside the package with bubble wrap.



### InPost packaging - foil bag

The contents of the foil bag should not exceed 2 kg. Such packaging is not treated as a Non-Standard Parcel with the described conditions being fulfilled and the application of company packaging. It can transport documents, small cardboard packaging containing light goods that do not have sharp, angular shapes that could cut the packaging from the inside.



### Round tube - packing the shipment

Tubes up to a length of 120 cm and a diameter of up to 10 cm are considered a standard parcel. The tube is an exception from the definition of a custom parcel only if the conditions for its maximum dimensions are met.





### "Box in box" method

Products from sensitive groups, including sharp objects, e.g. knives, penknives should be packed using the "box in box" method - the space between the outer and inner boxes will additionally protect the goods. This method is also recommended for sending other goods, the transport of which requires special care.

Cosmetics in glass packages packed 'carton in carton' should be additionally wrapped in foam bubble foil. The carton should be adapted depending on the weight - BC wave with the density from 650g/m<sup>2</sup> (up to the weight 5 kg) or with the density from 750g/m<sup>2</sup> (at the weight over 5 kg).

### Stretch foil as external protection



It is acceptable to secure a carton outside with stretch foil. Such packaging is not treated as Non-Standard Parcel (in the case the other conditions are met, in particular concerning regular shapes and the application of stretch foil does not result in the parcel movement being stopped on belt conveyors). Simultaneously we remind you that direct packing of any products that are not inside the carton using stretch foil is not allowed and will result in the packaging being treated as a Non-Standard Parcel.



In the above examples of packaging - the parcel was correctly secured from the outside, but due to the lack of use of an outer box, it will be classified as a non-standard parcel.



In the above examples of packaging - the parcel is incorrectly secured, individual parts may separate during the transport process. Due to the lack of use of an external cardboard box, it will also be classified as a non-standard parcel.

### Combining multiple unit packages within one package ("bonding")

- In the case of combining two or more separate unit packages into one parcel, the recommended method of packaging is the use of an outer box.
- In the case of shipment of a package consisting of two or more separate unit packages, within one package - without an external, additional box, the shipment will be classified as a non-standard package, which involves the charging of an additional fee for it, as specified in the Price List.
- If the package was created in the result of combining two or more separate unit packages, in the case of packaging without an external additional cardboard box, it should be protected against separation of individual packages - it is required to use no less than two layers of stretch film and a binding tape or adhesive tape.
- In the InPost network it is forbidden to combine separate unit packages - poly mailers, tubes and long pieces into one package.
- Exceptions to the above rules apply solely to the tires and pet food ranges. Please refer to the separate regulations covering these types of assortment in section 3. Assortment, when shipping tires or pet food.



## Examples of fillers - the filler must match to the goods



Polystyrene filler



Wood wool



Foam sheets



Bubble wrap



Air pillows



Styrofoam  
Protection



Crumpled paper



Bags with rising  
foam



Pulp

## 3. Assortment

### TIP

Your package has a long way to go. It will be sorted, stacked, transported – this means the need for adequate protection of products exposed to shocks.



### Cosmetics

The carriage of cosmetics is allowed in the InPost system, however, additional conditions have to be met:

- cosmetics should be in sealed factory packaging
- the maximum permissible capacity of a single packaging is 750 ml
- the whole should be protected against spontaneous leakage, for cosmetics in liquid form – the cap is particularly sensitive. recommended method of packaging cosmetics in liquid form is the use of flexible, airtight bags.
- the transport of aerosols and ADR/LQ goods is prohibited in the InPost network.

Remember to check the temperature requirements.

In hot and cold weather, our means of transport and Parcel Lockers are not air-conditioned nor heated!

Carriage of cosmetics in glass unit packages is allowed, with proper protection resulting from InPost packing instructions included in section 2 - packing shipments 'box in box'.



### Clothing

The transport of clothing does not involve any additional packaging requirements. Please note that the size of the packaging should be adjusted to the volume of transported goods - this way you will avoid a situation in which the box will deform or crack.



### Electronics, household appliances

Articles in the Electronics and household appliances categories should be protected against shocks during transport.

The recommended packing method is to keep a distance of 2-5 cm - the use of a filler - between the product and the outer packaging, which will reduce the risk of damage to the commercial packaging and product. When shipping goods in commercial packaging, we recommend using stretch film as a minimum protection against damage to the outer box.

In the case of larger and heavier products, the best method of internal protection are polystyrene profiles.



### TVs and monitors

The transport of televisions and monitors over 28 inches is prohibited in the InPost network. Smaller monitors and TV sets should be packed in cardboard with adequate strength, recommended filling: foamed polystyrene profiles.



### Medicinal products Medical devices

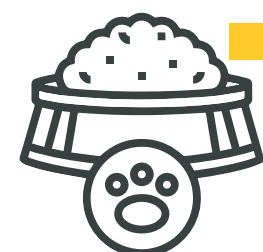
Transportation of medicinal products in the InPost network is prohibited. The transport of medical devices is acceptable for products classified in Class I (including orthopedic collars, test gloves, devices with measuring function, sterile products).

The carriage of hemp and hemp products is prohibited in the InPost network - except for fibrous hemp (*cannabis sativa sativa*) and derivative hemp products (including hemp fiber products) for which the level of THC concentration is below 0,20%.



### Food products. Dietary supplements

The carriage of perishable goods that require controlled temperature and/or special storage and transport conditions is prohibited within the InPost network. Other goods are accepted without additional conditions, except for liquid goods - the maximum capacity of a unit packaging is 750 ml, provided it is protected against spontaneous leakage (excluding glass bottles and packaging).



### Animal food

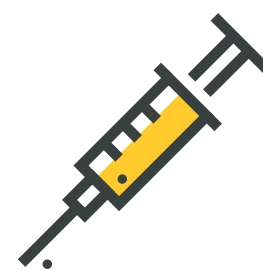
The transport of dry granulated animal feed in bags is permitted. Additional protection (transparent stretch film) and protective tape are recommended - depending on the mass of the product. This will protect against spilling the product if the primary packaging breaks.

The transport of dry granulated food in a bag of up to 20 kg is an exception to the definition of a Custom Package, provided that the packaging method allows visual confirmation of the content. Products above this weight should be packed in a cardboard box.



### Alcohol, tobacco, e-cigarettes

The transport of alcohol, tobacco and e-cigarettes in the InPost network is prohibited.



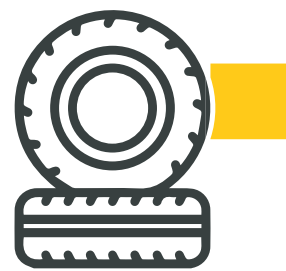
### Drugs, psychotropic substances and new psychoactive substances, the so-called "designer drugs"

Transportation of drugs, psychotropic substances and new psychoactive substances, the so-called "designer drugs" is banned in the InPost network.



### Car oils, brake fluids and related

The transport of car oils, brake fluids, oil and fuel additives and related goods is prohibited in the InPost network.



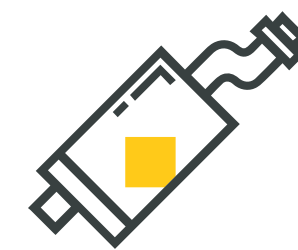
### Tires

Tires should be packed in film wrap or other type of packaging material, stretch film may be used

The maximum number of tires in one package is 2 pieces, up to a tire size of 15 inches, without rims. This type of set should be connected (stretched and bound/glued with tape) in a way that prevents its separation.

Tires with rims and tires over 15 inches should be sent individually. The maximum tire size allowed is 20 inches, including the maximum dimensions for individual InPost services.

Tires without rims up to 15 inches, shipped without cardboard, form an exception to the definition of a Custom Package.



### Car parts, aggregates, mechanical devices

Sharp edges of metal parts should be secured in such a way as not to damage other shipments.

Batteries are acceptable in the InPost network provided that they form an integral part of the device (cars for children, scooters, other related devices). All other batteries, sent separately, are prohibited in the InPost network

The transport of components and drive sets that are not protected against leaks of operating fluids is prohibited in the InPost network - operating fluids should be removed before posting.

Car windows, tow hitches, body parts and car parts with non-standard shapes (bumpers, exhaust systems) are prohibited in the InPost network.




### Windshield washer fluid

The transport of windscreen washer fluids is prohibited in the InPost network.



### Care oils, paints, stains, universal greases, technical greases, impregnants, fumigation agents

The transport of paints, varnishes, care oils, stains, universal greases, technical lubricants, impregnants, fumigation agents is prohibited in the InPost network.



### Sinks, basins, bowls and toilet compacts

The transport of sinks, washbasins, bowls and toilet compacts that require special conditions during transport and sorting (in particular: ceramic, granite and fragranite, fragile, brittle) is prohibited in the InPost network.



### Building materials

Any carriage of building materials: brick, cubes, air bricks, beams, concrete blocks and plasterboards is prohibited in the InPost network.



### Construction site chemistry (foams, hardeners)

Goods prohibited in the InPost network:

- a) chemically and biologically active agents
- b) substances that are explosive, flammable, oxidizing, irritant, corrosive, sensitizing, carcinogenic, mutagenic or toxic for reproductive functions
- c) goods subject to ADR/LQ regulations
- d) liquid goods with a unit volume of over 750 ml
- e) aerosols (assembly and related foams).




### Chemicals

Goods prohibited in the InPost network:

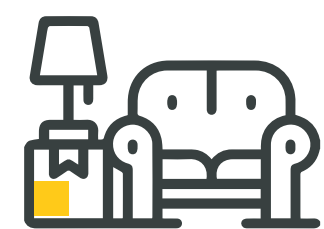
- a) chemically and biologically active agents
- b) substances that are explosive, flammable, oxidizing, irritant, corrosive, sensitizing, carcinogenic, mutagenic or toxic for reproductive functions
- c) goods subject to ADR/LQ regulations
- d) liquid goods with unit packaging volume above 750 ml, providing protection against spontaneous leakage.

Carriage of liquid goods with the unit package volume below 750 ml is allowed, provided that there is protection against autonomous leakage.



### Advertising and printing materials

It is acceptable to use wrapping paper as an external protection, however an appropriate number of layers should be considered depending on the weight of the parcel. If wrapping paper is used, the corners of the parcel should be protected with cardboard corners. Advertising and printing materials weighing over 10 kg should be bound with a minimum of two perpendicular plastic bands



### Furniture

Transported furniture should be disassembled. Individual furniture elements should be separated by spacers. Furniture elements should be protected with a sheet of polyurethane foam, corners covered with polyurethane corners (3-4 cm thick) - all packed in at least a three-layer hard cardboard with a density of no less than approx. 800g/m<sup>2</sup>, and secured with adhesive tape or binding tape.



### Valuables

The transport of money, securities, other payment documents and valuable items (jewelry, works of art, antiques, numismatics, etc.) is prohibited in the InPost network.



### Glassware

The transport of glass and ceramic items is prohibited in the InPost network, except for the provisions concerning cosmetics



### Animals & plants

The transport of live and dead animals and plants, including insects and live fishing baits in the InPost network is prohibited. Transport of seeds and grains that do not require special transport conditions is allowed.



### Artificial jewelry

The following artificial jewelry is allowed for carriage:

- jewelry of steel and surgical steel
- jewelry of copper
- jewelry of beads
- ethnic jewelry and artistic jewelry products
- cuff links made from plastic
- products made from plastic (brooches, bracelets, links, chains, etc.)
- devotional items
- products containing synthetic stones
- goods made of twine or strap

The package should be tightly filled (bubble wrap, paper, polystyrene foam) to reduce movement of unit packages inside according to InPost packing instructions included in section 2. Packing of shipments.




## Assortment



### Containers for the transport of gases, fuel and related items

Only brand new products may be transported.



### Arms and ammunition

The transport of weapons that required the holder to have a permit to purchase it, or requiring registration or registration card, as per generally applicable provisions of law, including the arms, ammunition, and weapon-munitions and other explosive and flammable materials Act of 21 May 1999 (including weapons within the meaning of art. 4 s. 1 of the act on weapons and and ammunition of 21 May 1999, excluding: blank, starting and alarm pistols as well as ammunition for these pistols, provided they are not firearms within the meaning of the Act and, provided that the Sender provides the Operator with all documents required by the abovementioned Act, and meet all other applicable conditions) is prohibited. Transport of ammunition is prohibited, except for blank ammunition up to 6 mm cal.



### Fire extinguishers

The carriage of fire extinguishers subject to ADR/LQ regulations is prohibited in the InPost network.



### Fertiliser

Goods prohibited in the InPost network:

- a) chemically and biologically active agents,
- b) substances that are explosive, flammable, oxidizing, irritant, corrosive, sensitizing, carcinogenic, mutagenic or toxic for reproductive functions
- c) goods subject to ADR/LQ regulations
- d) goods emitting an intense odor
- e) liquid goods with a unit volume of over 750 ml.



### Stones and coal

Aggregate transport: stones, coal and related materials are prohibited in the InPost network.



## 4. Services, additional fees, contractual penalties

Fee	Amount	Price lists	How is the fee charged?   How can you avoid it?
<b>Fee for verifying a Shipment when changing dimensions</b>	<p>PLN 2.99 net</p> <p>PLN 3.68 gross</p>	<p>Price list for 24/7 Paczkomaty business customers</p> <p>Allegro Paczkomaty Price List</p> <p>Price list for Paczkomaty 24/7 Retail Customers</p>	<p>The fee is charged in the case of sending a parcel where the actual size does not match the declared size. When creating a shipment, remember to select the right size for the minimum and maximum height and width.</p> <p>Example I: Size A (80 mm tall) declared by the customer, in practice the package is 120 mm high. The net fee of PLN 2.99 will be charged and the price difference between Size A and Size B added.</p> <p>Example II: Size C declared by the customer (minimum height 410 mm), in practice the shipment is only 120 mm high. A net fee of PLN 2.99 will be charged and the price difference between Size C and Size B will be refunded. In the case of Parcel Locker parcels for the category of Shipments size "A" and "B", the height of the Shipment is its shortest side. In the case of Parcel for Size C, the height of the Parcel is a side of medium length, i.e. the side which is neither the shortest nor the longest side.</p> <p>To avoid payment - make sure you correctly declare the size of the package when creating the label, with particular regard to the height of the package.</p>
<b>Verification of mass and size of the Parcel</b>	<p>PLN 10.00 net</p> <p>PLN 12.30 gross</p>	<p>Price list for 24/7 Paczkomaty business customers</p> <p>Allegro Paczkomaty Price List</p> <p>Price list for Paczkomaty 24/7 Retail Customers</p>	<p>The fee is charged in two cases:</p> <p>a) exceeding the maximum permissible weight for parcel machines (25 kg)</p> <p>b) exceeding any of the maximum dimensions for Size C of Parcel Locker Parcels 410 x 380 x 640 mm (height x width x length).</p> <p>The fee is charged together with the fee for treating the Parcel as oversized.</p> <p>To avoid payment - make sure your package does not exceed the dimensions and weight mentioned above.</p>
<b>Fee for treating Parcel as oversized</b>	<p>PLN 15.00 net</p> <p>PLN 18.45 gross</p>	<p>Price list for 24/7 Paczkomaty business customers</p> <p>Allegro Paczkomaty Price List</p> <p>Price list for Paczkomaty 24/7 Retail Customers</p>	<p>The fee is charged in two cases:</p> <p>a) exceeding the maximum permissible weight for parcel machines (25 kg)</p> <p>b) exceeding any of the maximum dimensions for Size C of Parcel Locker Parcels 410 x 380 x 640 mm (height x width x length)</p> <p>The fee is charged together with fee for Verification of mass and size of Parcel.</p> <p>To avoid payment - make sure your package does not exceed the dimensions and weight mentioned above.</p>
<b>Oversized parcel - over 500x500x800 mm or over 30 kg</b>	<p>PLN 200.00 net</p> <p>PLN 246.00 gross</p>	<p>Price list for 24/7 Paczkomaty business customers</p> <p>Allegro Paczkomaty Price List</p> <p>Price list for Paczkomaty 24/7 Retail Customers</p>	<p>The fee is charged in two cases:</p> <p>a) exceeding 30 kg for parcel machine parcels</p> <p>b) exceeding any of the dimensions 500x500x800 mm (height x width x length). Important note - this charge is charged together with the fee for Verifying the mass and size of the Shipment and the fee for treating the Shipment as oversized.</p> <p>To avoid payment - make sure your package does not exceed the dimensions and weight mentioned above.</p>

Fee	Amount	Price lists	How is the fee charged?   How can you avoid it?
<b>Verification of mass and size</b>	PLN 12.00 net	Price list for InPost Kurier Business Customers	The fee is charged in the case of incorrect mass and/or dimensions given. To avoid being charged - make sure you provide the exact dimensions and weight of the package.
<b>Non-standard parcel fee</b>	PLN 20.00 net	Price list for InPost Kurier Business Customers	<p>Additional service, used when sending custom items. The fee is charged in three cases:</p> <ul style="list-style-type: none"> <li>- one of the parcel dimensions exceeds 120 cm</li> <li>- the sum of the parcel dimensions (length + width + height) exceeds 220 cm</li> <li>- the package has a round, cylindrical, oval, irregular shape, or protruding elements</li> </ul> <p>To avoid payment - use appropriate packaging. The best solution is a cardboard box with regular shapes, not exceeding the maximum dimensions.</p>
<b>Fee for long package</b>	PLN 100.00 net	Price list for InPost Kurier Business Customers	<p>Additional service, used when sending long items.</p> <p>Charged when the parcel exceeds 200 cm in length and does not exceed 350 cm. The price of PLN 100.00 is charged for each commenced meter.</p>
<b>Bulk weight</b>	-	Price list for InPost Kurier Business Customers	<p>The oversize package is a parcel with overall weight greater than the actual weight. In the event of such courier Parcel or Element, the dimensions and weight of the Bulk parcel - for operational and billing purposes - are determined based on the overall weight, calculated according to the formula:</p> $X = \frac{\text{length (cm)} \times \text{width (cm)} \times \text{height (cm)}}{6000}$ <p>The Operator reserves the right to charge, in accordance with the Price List, an additional fee for determining the Bulk weight parcel and its overall weight, as well as for each started kilogram of overall weight over 50 kg, however if the overall weight exceeds 70 kg, the Operator will treat and price such Large package as a Pallet Shipment (Standard Pallet Service, according to the Price List).</p>
<b>Verification of mass and size of Parcel</b>	PLN 14.76 gross	Price list for InPost Kurier Retail Customers	<p>The fee is charged in four cases:</p> <ol style="list-style-type: none"> <li>the parcel exceeds 25 kg</li> <li>parcel exceeding any of the dimensions 500x500x800 mm (height x width x length)</li> <li>the package has a round, cylindrical, oval, irregular shape, or protruding elements</li> <li>incorrectly declaring the size of the parcel</li> </ol> <p>In items a), b), c) the fee is charged together with the fee for treating the Parcel as oversized.</p> <p>To avoid payment - make sure you provide the exact dimensions and weight of the parcel and that it does not exceed the maximum weights or dimensions listed above.</p>
<b>Fee for treating Parcel as oversized</b>	PLN 18.45 gross	Price list for InPost Kurier Retail Customers	<p>The fee is charged in three cases:</p> <ol style="list-style-type: none"> <li>the parcel exceeds 25 kg</li> <li>parcel exceeding any of the dimensions 500x500x800 mm (height x width x length)</li> <li>the package has a round, cylindrical, oval, irregular shape, has protruding elements. The fee is charged together with the verification of the weight and dimensions of the Parcel.</li> </ol> <p>To avoid payment - make sure your package does not exceed the dimensions and weight mentioned above.</p>

Fee	Amount	Price lists	How is the fee charged?   How can you avoid it?
<b>Oversized parcel - over 500x500x800 mm or over 30 kg</b>	PLN 246.00 gross	Price list for InPost Kurier Retail Customers	<p>The fee is charged in two cases:  a) exceeding 30 kg for InPost Kurier parcels in the Retail Price List  b) parcel exceeding any of the dimensions 500x500x800 mm (height x width x length)</p> <p>This charge is charged together with, and on top of the fee for Verifying the mass and size of the Parcel and the fee for treating the Parcel as oversized. To avoid payment - make sure your package does not exceed the dimensions and weight mentioned above.</p>
<b>Overweight fee</b>	PLN 3.00 net	Pricelist Allegro Courier - miniKurier InPost24 service	<p>The net fee of PLN 3.00 for each started kg - is charged if the maximum weight of 10 kg is exceeded for parcels sent in the Allegro miniKurier InPost24 service. The fee is charged together with the additional fee for verifying the weight of the parcel.</p> <p>To avoid payment - for packages over 10 kg select the Allegro Kurier24 InPost service.</p>
<b>Additional fee for verifying package weight</b>	PLN 10.00 net	Allegro Kurier Price List	<p>The fee is charged in two cases:  a) exceeding the maximum allowable weight of 10 kg for the Allegro miniKurier InPost 24 service - the fee is charged together with the fee for excess weight for each kg over 10 kg  b) exceeding the maximum allowable weight of 30 kg for the Allegro Kurier InPost 24 service - the fee is charged together with the additional fee for handling an oversized parcel</p> <p>To avoid payment - for packages over 10 kg select the Allegro Kurier24 InPost service and do not send shipments exceeding the maximum weight of 30 kg.</p>
<b>Additional fee for verifying package weight</b>	PLN 10.00 net	Allegro Kurier Price List	<p>The fee is charged in cases of exceeding the maximum permissible dimensions for Allegro Kurier services: the sum of 3 sides - 160 cm, the length of the longest cannot exceed 80 cm. The fee is charged together with the additional fee for handling oversized parcels. To avoid payment - do not send shipments exceeding the maximum dimensions.</p>
<b>Additional fee for handling oversized parcels</b>	PLN 15.00 net	Allegro Kurier Price List	<p>The fee is charged in the following cases:  a) exceeding 30 kg for Allegro miniKurier InPost 24 service - the fee is charged together with the fee for excess weight for each kg over 10 kg and the additional fee for verifying the weight of the package  b) exceeding the maximum allowable weight of 30 kg for the Allegro Kurier InPost 24 service - the fee is charged together with the parcel weight verification fee  c) exceeding the maximum allowable dimensions for Allegro Kurier services - the sum of 3 sides - 160 cm, the longest length cannot exceed 80 cm - the fee is charged together with the additional fee for the verification of package dimensions</p> <p>To avoid payment - do not send shipments exceeding the maximum weight of 30 kg or exceeding the maximum dimensions.</p>
<b>Fee for dangerous items and goods</b>	PLN 99.00 net For the first Parcel  PLN 999.00 net For each subsequent Parcel	All price lists	<p>This contractual penalty may be applied in one of the cases: the need to protect the Operator's property, including the need to use specialized means to eliminate the contents of the Parcel or to call the appropriate services having specialized tools for the liquidation, utilization or protection of the content of the Parcel that is not in accordance with the Regulations in a situation where this security is necessary for the further work of the Operator's employees in the activities of moving, transporting, sorting and delivering the Parcel; violation of the health of the Operator's employee, which resulted in injury to that employee or interruption of his/her work in order to provide medical assistance; the need to evacuate employees from the Operator's building or room, or the need to permanently or temporarily disable transport means (including vehicles) carrying the Parcel and tools for transporting, delivering or storing this Parcel; damage in the process of handling, transporting, sorting or delivery of a Parcel of another Sender.</p>

## 5. Consequences of incorrect packaging



**1** damaged parcel machine



**2** branch evacuation



**3** accident at work




**4** damaged package



**5** package leaking fluid



**6** additional costs for the Customer



OUT  
OF  
THE  
BOX

## Contact us



722-444-000  
746-600-000



[inpost.pl](https://inpost.pl)

Save CO2, send to a parcel locker

